

RESEARCH CENTRE
Bordeaux - Sud-Ouest

IN PARTNERSHIP WITH:
CNRS, Université de Bordeaux

2020
ACTIVITY REPORT

Project-Team
MANAO

**Melting the frontiers between Light,
Shape and Matter**

IN COLLABORATION WITH: Laboratoire Bordelais de Recherche en
Informatique (LaBRI)

DOMAIN

Perception, Cognition and Interaction

THEME

Interaction and visualization

Contents

Project-Team MANAO	1
1 Team members, visitors, external collaborators	2
2 Overall objectives	3
2.1 General Introduction	3
2.2 Methodology	4
2.2.1 Using a global approach	4
2.2.2 Taking observers into account	4
3 Research program	5
3.1 Related Scientific Domains	5
3.2 Research axes	6
3.3 Axis 1: Analysis and Simulation	6
3.4 Axis 2: From Acquisition to Display	8
3.5 Axis 3: Rendering, Visualization and Illustration	9
3.6 Axis 4: Editing and Modeling	10
4 Application domains	11
4.1 Physical Systems	11
4.2 Interactive Visualization and Modeling	12
5 Social and environmental responsibility	12
5.1 Footprint of research activities	12
5.2 Environmental involvement	12
6 Highlights of the year	13
7 New software and platforms	13
7.1 New software	13
7.1.1 Eigen	13
7.1.2 Spectral Viewer	14
7.1.3 otmap	14
7.1.4 Malia	14
8 New results	14
8.1 Analysis and Simulation	14
8.1.1 Bringing an Accurate Fresnel to Real-Time Rendering: a Preintegrable Decomposition	14
8.1.2 Effects of light map orientation and shape on the visual perception of canonical materials	15
8.2 Rendering, Visualization and Illustration	15
8.2.1 On Learning the Best Balancing Strategy	15
8.3 Editing and Modeling	16
8.3.1 A Time-independent Deformer for Elastic-rigid Contacts	16
9 Bilateral contracts and grants with industry	16
9.1 Bilateral contracts with industry	16
10 Partnerships and cooperations	17
10.1 National initiatives	17
10.1.1 ANR	17

11 Dissemination	18
11.1 Promoting scientific activities	18
11.1.1 Scientific events: organisation	18
11.1.2 Journal	18
11.1.3 Scientific expertise	18
11.2 Teaching - Supervision - Juries	18
11.2.1 Teaching	18
11.2.2 Supervision	19
11.2.3 Juries	19
11.3 Popularization	19
11.3.1 Internal or external Inria responsibilities	19
11.3.2 Interventions	19
12 Scientific production	19
12.1 Major publications	19
12.2 Publications of the year	20
12.3 Cited publications	20

Project-Team MANAO

Creation of the Team: 2012 January 01, updated into Project-Team: 2014 July 01

Keywords

Computer sciences and digital sciences

- A5. – Interaction, multimedia and robotics
 - A5.1.1. – Engineering of interactive systems
 - A5.1.6. – Tangible interfaces
 - A5.3.5. – Computational photography
 - A5.4. – Computer vision
 - A5.4.4. – 3D and spatio-temporal reconstruction
 - A5.5. – Computer graphics
 - A5.5.1. – Geometrical modeling
 - A5.5.2. – Rendering
 - A5.5.3. – Computational photography
 - A5.5.4. – Animation
 - A5.6. – Virtual reality, augmented reality
- A6.2.3. – Probabilistic methods
- A6.2.5. – Numerical Linear Algebra
- A6.2.6. – Optimization
- A6.2.8. – Computational geometry and meshes

Other research topics and application domains

- B5. – Industry of the future
 - B5.1. – Factory of the future
- B9. – Society and Knowledge
 - B9.2. – Art
 - B9.2.2. – Cinema, Television
 - B9.2.3. – Video games
 - B9.6. – Humanities
 - B9.6.6. – Archeology, History
 - B9.6.10. – Digital humanities

1 Team members, visitors, external collaborators

Research Scientists

- Pascal Barla [Team leader, Inria, Researcher, HDR]
- Gaël Guennebaud [Inria, Researcher]
- Romain Pacanowski [Inria, Researcher, from Dec 2020]

Faculty Members

- Pierre Bénard [Univ de Bordeaux, Associate Professor]
- Patrick Reuter [Univ de Bordeaux, Associate Professor, HDR]

Post-Doctoral Fellow

- David Murray [Inria, until Jun 2020]

PhD Students

- Megane Bati [Institut d'optique graduate school]
- Camille Brunel [Inria]
- Corentin Cou [CNRS]
- Charlotte Herzog [Imagine Optic, CIFRE, until Aug 2020]
- Charlie Schlick [Univ de Bordeaux]

Interns and Apprentices

- Leo Ackermann [Inria, from May 2020 until Jul 2020]
- Eric Barre [Inria, from Jun 2020 until Aug 2020]
- Melvin Even [Inria, from Jun 2020 until Sep 2020]
- Arno Galvez [Inria, from Mar 2020 until Aug 2020]

Administrative Assistant

- Anne-Laure Gautier [Inria]

External Collaborators

- Xavier Granier [Univ Paris-Saclay, HDR]
- David Murray [Institut d'optique graduate school, from Jul 2020]
- Romain Pacanowski [CNRS, until Nov 2020]



Figure 1: Examples of new display technologies. Nowadays, they are not limited to a simple array of 2D low-dynamic RGB values.

2 Overall objectives

2.1 General Introduction

Computer generated images are ubiquitous in our everyday life. Such images are the result of a process that has seldom changed over the years: the optical phenomena due to the propagation of *light* in a 3D environment are simulated taking into account how light is scattered [46, 22] according to *shape* and *material* characteristics of objects. The **intersection of optics** (for the underlying laws of physics) and **computer science** (for its modeling and computational efficiency aspects) provides a unique opportunity to tighten the links between these domains in order to first improve the image generation process (computer graphics, optics and virtual reality) and next to develop new acquisition and display technologies (optics, mixed reality and machine vision).

Most of the time, light, shape, and matter properties are studied, acquired, and modeled separately, relying on realistic or stylized rendering processes to combine them in order to create final pixel colors. Such modularity, inherited from classical physics, has the practical advantage of permitting to reuse the same models in various contexts. However, independent developments lead to un-optimized pipelines and difficult-to-control solutions since it is often not clear which part of the expected result is caused by which property. Indeed, the most efficient solutions are most often the ones that **blur the frontiers between light, shape, and matter** to lead to specialized and optimized pipelines, as in real-time applications (like Bidirectional Texture Functions [56] and Light-Field rendering [20]). Keeping these three properties separated may lead to other problems. For instance:

- Measured materials are too detailed to be usable in rendering systems and data reduction techniques have to be developed [55, 57], leading to an inefficient transfer between real and digital worlds;
- It is currently extremely challenging (if not impossible) to directly control or manipulate the interactions between light, shape, and matter. Accurate lighting processes may create solutions that do not fulfill users' expectations;
- Artists can spend hours and days in modeling highly complex surfaces whose details will not be visible [77] due to inappropriate use of certain light sources or reflection properties.

Most traditional applications target human observers. Depending on how deep we take into account the specificity of each user, the requirement of representations, and algorithms may differ.

With the evolution of measurement and display technologies that go beyond conventional images (e.g., as illustrated in Figure 1, High-Dynamic Range Imaging [67], stereo displays or new display technologies [42], and physical fabrication [12, 29, 38]) the frontiers between real and virtual worlds are vanishing [25]. In this context, a sensor combined with computational capabilities may also be considered as another kind of observer. Creating separate models for light, shape, and matter for such an extended range of applications and observers is often inefficient and sometimes provides unexpected results. Pertinent solutions must be able to **take into account properties of the observer** (human or machine) and application goals.

2.2 Methodology

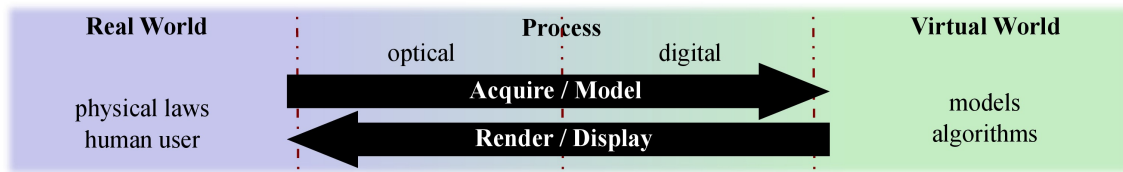


Figure 2: Interactions/Transfers between real and virtual worlds. One of our goal is to combine optical instruments with processes from computer science in order to blend the two worlds.

2.2.1 Using a global approach

The main goal of the MANAO project is to study phenomena resulting from the interactions between the three components that describe light propagation and scattering in a 3D environment: light, shape, and matter. Improving knowledge about these phenomena facilitates the adaption of the developed digital, numerical, and analytic models to specific contexts. This leads to the development of new analysis tools, new representations, and new instruments for acquisition, visualization, and display.

To reach this goal, we have to first increase our understanding of the different phenomena resulting from the interactions between light, shape, and matter. For this purpose, we consider how they are captured or perceived by the final observer, taking into account the relative influence of each of the three components. Examples include but are not limited to:

- The manipulation of light to reveal reflective [17] or geometric properties [84], as mastered by professional photographers;
- The modification of material characteristics or lighting conditions [83] to better understand shape features, for instance to decipher archaeological artifacts;
- The large influence of shape on the captured variation of shading [65] and thus on the perception of material properties [80].

Based on the acquired knowledge of the influence of each of the components, we aim at developing new models that combine two or three of these components. Examples include the modeling of Bidirectional Texture Functions (BTFs) [28] that encode in a unique representation effects of parallax, multiple light reflections, and also shadows without requiring to store separately the reflective properties and the meso-scale geometric details, or Light-Fields that are used to render 3D scenes by storing only the result of the interactions between light, shape, and matter both in complex real environments and in simulated ones.

One of the strengths of MANAO is that we are inter-connecting computer graphics and optics. On one side, the laws of physics are required to create images but may be bent to either increase performance or user's control: this is one of the key advantage of computer graphics approach. It is worth noticing that what is not possible in the real world may be possible in a digital world. However, on the other side, the introduced approximations may help to better comprehend the physical interactions of light, shape, and matter.

2.2.2 Taking observers into account

The MANAO project specifically aims at considering information transfer, first from the real world to the virtual world (acquisition and creation), then from computers to observers (visualization and display). For this purpose, we use a larger definition of what an observer is: it may be a human user or a physical sensor equipped with processing capabilities. Sensors and their characteristics must be taken into account in the same way as we take into account the human visual system in computer graphics. Similarly, computational capabilities may be compared to cognitive capabilities of human users. Some

characteristics are common to all observers, such as the scale of observed phenomena. Some others are more specific to a set of observers. For this purpose, we have identified two classes of applications.

- **Physical systems** Provided our partnership that leads to close relationships with optics, one novelty of our approach is to extend the range of possible observers to physical sensors in order to work on domains such as *simulation, mixed reality, and testing*. Capturing, processing, and visualizing complex data is now more and more accessible to everyone, leading to the possible convergence of real and virtual worlds through visual signals. This signal is traditionally captured by cameras. It is now possible to augment them by projecting (e.g., the infrared laser of Microsoft Kinect) and capturing (e.g., GPS localization) other signals that are outside the visible range. These supplemental information replace values traditionally extracted from standard images and thus lower down requirements in computational power [53]. Since the captured images are the result of the interactions between light, shape, and matter, the approaches and the improved knowledge from MANAO help in designing interactive acquisition and rendering technologies that are required to merge the real and the virtual world. With the resulting unified systems (optical and digital), transfer of pertinent information is favored and inefficient conversion is likely avoided, leading to new uses in interactive computer graphics applications, like augmented reality [16, 25] and computational photography [66].
- **Interactive visualization** This direction includes domains such as *scientific illustration and visualization, artistic or plausible rendering*. In all these cases, the observer, a human, takes part in the process, justifying once more our focus on real-time methods. When targeting average users, characteristics as well as limitations of the human visual system should be taken into account: in particular, it is known that some configurations of light, shape, and matter have masking and facilitation effects on visual perception [77]. For specialized applications, the expertise of the final user and the constraints for 3D user interfaces lead to new uses and dedicated solutions for models and algorithms.

3 Research program

3.1 Related Scientific Domains

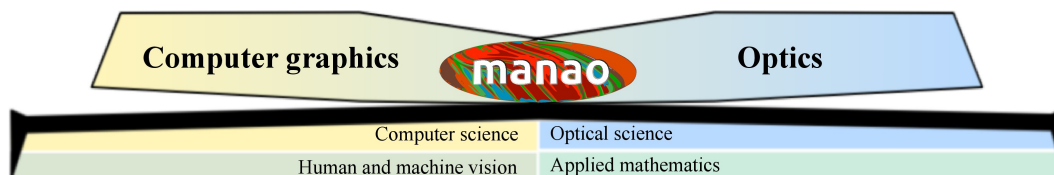


Figure 3: Related scientific domains of the MANAO project.

The MANAO project aims at studying, acquiring, modeling, and rendering the interactions between the three components that are light, shape, and matter from the viewpoint of an observer. As detailed more lengthily in the next section, such a work will be done using the following approach: first, we will tend to consider that these three components do not have strict frontiers when considering their impacts on the final observers; then, we will not only work in **computer graphics**, but also at the intersection of computer graphics and **optics**, exploring the mutual benefits that the two domains may provide. It is thus intrinsically a **transdisciplinary** project (as illustrated in Figure 3) and we expect results in both domains.

Thus, the proposed team-project aims at establishing a close collaboration between computer graphics (e.g., 3D modeling, geometry processing, shading techniques, vector graphics, and GPU programming) and optics (e.g., design of optical instruments, and theories of light propagation). The following examples illustrate the strengths of such a partnership. First, in addition to simpler radiative transfer equations [30] commonly used in computer graphics, research in the later will be based on state-of-the-art understanding of light propagation and scattering in real environments. Furthermore, research will rely on appropriate instrumentation expertise for the measurement [43, 44] and display [42] of the different

phenomena. Reciprocally, optics researches may benefit from the expertise of computer graphics scientists on efficient processing to investigate interactive simulation, visualization, and design. Furthermore, new systems may be developed by unifying optical and digital processing capabilities. Currently, the scientific background of most of the team members is related to computer graphics and computer vision. A large part of their work have been focused on simulating and analyzing optical phenomena as well as in acquiring and visualizing them. Combined with the close collaboration with the optics laboratory LP2N (<http://www.lp2n.fr>) and with the students issued from the “Institut d’Optique” (<http://www.institutoptique.fr>), this background ensures that we can expect the following results from the project: the construction of a common vocabulary for tightening the collaboration between the two scientific domains and creating new research topics. By creating this context, we expect to attract (and even train) more trans-disciplinary researchers.

At the boundaries of the MANAO project lie issues in **human and machine vision**. We have to deal with the former whenever a human observer is taken into account. On one side, computational models of human vision are likely to guide the design of our algorithms. On the other side, the study of interactions between light, shape, and matter may shed some light on the understanding of visual perception. The same kind of connections are expected with machine vision. On the one hand, traditional computational methods for acquisition (such as photogrammetry) are going to be part of our toolbox. On the other hand, new display technologies (such as the ones used for augmented reality) are likely to benefit from our integrated approach and systems. In the MANAO project we are mostly users of results from human vision. When required, some experimentation might be done in collaboration with experts from this domain, like with the European PRISM project. For machine vision, provided the tight collaboration between optical and digital systems, research will be carried out inside the MANAO project.

Analysis and modeling rely on **tools from applied mathematics** such as differential and projective geometry, multi-scale models, frequency analysis [32] or differential analysis [65], linear and non-linear approximation techniques, stochastic and deterministic integrations, and linear algebra. We not only rely on classical tools, but also investigate and adapt recent techniques (e.g., improvements in approximation techniques), focusing on their ability to run on modern hardware: the development of our own tools (such as Eigen) is essential to control their performances and their abilities to be integrated into real-time solutions or into new instruments.

3.2 Research axes

The MANAO project is organized around four research axes that cover the large range of expertise of its members and associated members. We briefly introduce these four axes in this section. More details and their inter-influences that are illustrated in the Figure 2 will be given in the following sections.

Axis 1 is the theoretical foundation of the project. Its main goal is to increase the understanding of light, shape, and matter interactions by combining expertise from different domains: optics and human/machine vision for the analysis and computer graphics for the simulation aspect. The goal of our analyses is to identify the different layers/phenomena that compose the observed signal. In a second step, the development of physical simulations and numerical models of these identified phenomena is a way to validate the pertinence of the proposed decompositions.

In Axis 2, the final observers are mainly physical captors. Our goal is thus the development of new acquisition and display technologies that combine optical and digital processes in order to reach fast transfers between real and digital worlds, in order to increase the convergence of these two worlds.

Axes 3 and 4 focus on two aspects of computer graphics: rendering, visualization and illustration in Axis 3, and editing and modeling (content creation) in Axis 4. In these two axes, the final observers are mainly human users, either generic users or expert ones (e.g., archaeologist [69], computer graphics artists).

3.3 Axis 1: Analysis and Simulation

Challenge: Definition and understanding of phenomena resulting from interactions between light, shape, and matter as seen from an observer point of view.

Results: Theoretical tools and numerical models for analyzing and simulating the observed optical phenomena.

To reach the goals of the MANAO project, we need to **increase our understanding** of how light, shape, and matter act together in synergy and how the resulting signal is finally observed. For this purpose, we need to identify the different phenomena that may be captured by the targeted observers. This is the main objective of this research axis, and it is achieved by using three approaches: the simulation of interactions between light, shape, and matter, their analysis and the development of new numerical models. This resulting improved knowledge is a foundation for the researches done in the three other axes, and the simulation tools together with the numerical models serve the development of the joint optical/digital systems in Axis 2 and their validation.

One of the main and earliest goals in computer graphics is to faithfully reproduce the real world, focusing mainly on light transport. Compared to researchers in physics, researchers in computer graphics rely on a subset of physical laws (mostly radiative transfer and geometric optics), and their main concern is to efficiently use the limited available computational resources while developing as fast as possible algorithms. For this purpose, a large set of theoretical as well as computational tools has been introduced to take a **maximum benefit of hardware** specificities. These tools are often dedicated to specific phenomena (e.g., direct or indirect lighting, color bleeding, shadows, caustics). An efficiency-driven approach needs such a classification of light paths [39] in order to develop tailored strategies [81]. For instance, starting from simple direct lighting, more complex phenomena have been progressively introduced: first diffuse indirect illumination [36, 73], then more generic inter-reflections [46, 30] and volumetric scattering [70, 27]. Thanks to this search for efficiency and this classification, researchers in computer graphics have developed a now recognized expertise in fast-simulation of light propagation. Based on finite elements (radiosity techniques) or on unbiased Monte Carlo integration schemes (ray-tracing, particle-tracing, ...), the resulting algorithms and their combination are now sufficiently accurate to be used-back in physical simulations. The MANAO project will continue the search for **efficient and accurate simulation** techniques, but extending it from computer graphics to optics. Thanks to the close collaboration with scientific researchers from optics, new phenomena beyond radiative transfer and geometric optics will be explored.

Search for algorithmic efficiency and accuracy has to be done in parallel with **numerical models**. The goal of visual fidelity (generalized to accuracy from an observer point of view in the project) combined with the goal of efficiency leads to the development of alternative representations. For instance, common classical finite-element techniques compute only basis coefficients for each discretization element: the required discretization density would be too large and to computationally expensive to obtain detailed spatial variations and thus visual fidelity. Examples includes texture for decorrelating surface details from surface geometry and high-order wavelets for a multi-scale representation of lighting [26]. The numerical complexity explodes when considering directional properties of light transport such as radiance intensity (Watt per square meter and per steradian - $W.m^{-2}.sr^{-1}$), reducing the possibility to simulate or accurately represent some optical phenomena. For instance, Haar wavelets have been extended to the spherical domain [72] but are difficult to extend to non-piecewise-constant data [75]. More recently, researches prefer the use of Spherical Radial Basis Functions [78] or Spherical Harmonics [64]. For more complex data, such as reflective properties (e.g., BRDF [58, 47] - 4D), ray-space (e.g., Light-Field [54] - 4D), spatially varying reflective properties (6D - [68]), new models, and representations are still investigated such as rational functions [61] or dedicated models [14] and parameterizations [71, 76]. For each (newly) defined phenomena, we thus explore the space of possible numerical representations to determine the **most suited one for a given application**, like we have done for BRDF [61].

Before being able to simulate or to represent the different **observed phenomena**, we need to define and describe them. To understand the difference between an observed phenomenon and the classical light, shape, and matter decomposition, we can take the example of a highlight. Its observed shape (by a human user or a sensor) is the resulting process of the interaction of these three components, and can be simulated this way. However, this does not provide any intuitive understanding of their relative influence on the final shape: an artist will directly describe the resulting shape, and not each of the three properties. We thus want to decompose the observed signal into models for each scale that can be easily understandable, representable, and manipulable. For this purpose, we will rely on the **analysis** of the resulting interaction of light, shape, and matter as observed by a human or a physical sensor. We first consider this analysis from an **optical point of view**, trying to identify the different phenomena and their scale according to their mathematical properties (e.g., differential [65] and frequency analysis [32]). Such an approach has led us to exhibit the influence of surfaces flows (depth and normal gradients) into

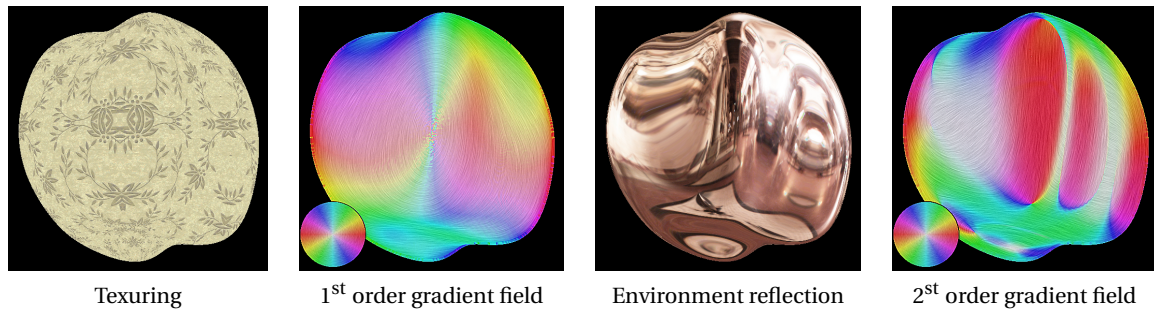


Figure 4: First-order analysis [82] have shown that shading variations are caused by depth variations (first-order gradient field) and by normal variations (second-order fields). These fields are visualized using hue and saturation to indicate direction and magnitude of the flow respectively.

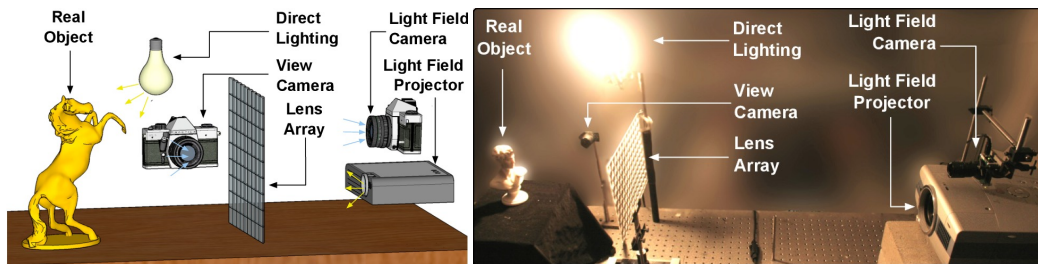


Figure 5: Light-Field transfer: global illumination between real and synthetic objects [25]

lighting pattern deformation (see Figure 4). For a **human observer**, this correspond to one recent trend in computer graphics that takes into account the human visual systems [33] both to evaluate the results and to guide the simulations.

3.4 Axis 2: From Acquisition to Display

Challenge: Convergence of optical and digital systems to blend real and virtual worlds.

Results: Instruments to acquire real world, to display virtual world, and to make both of them interact.

In this axis, we investigate *unified acquisition and display systems*, that is systems which combine optical instruments with digital processing. From digital to real, we investigate new display approaches [54, 42]. We consider projecting systems and surfaces [21], for personal use, virtual reality and augmented reality [16]. From the real world to the digital world, we favor direct measurements of parameters for models and representations, using (new) optical systems unless digitization is required [35], [34]. These resulting systems have to acquire the different phenomena described in Axis 1 and to display them, in an efficient manner [40, 15, 41, 44]. By efficient, we mean that we want to shorten the path between the real world and the virtual world by increasing the data bandwidth between the real (analog) and the virtual (digital) worlds, and by reducing the latency for real-time interactions (we have to prevent unnecessary conversions, and to reduce processing time). To reach this goal, the systems have to be designed as a whole, not by a simple concatenation of optical systems and digital processes, nor by considering each component independently [45].

To increase data bandwidth, one solution is to **parallelize more and more the physical systems**. One possible solution is to multiply the number of simultaneous acquisitions (e.g., simultaneous images from multiple viewpoints [44, 63]). Similarly, increasing the number of viewpoints is a way toward the creation of full 3D displays [54]. However, full acquisition or display of 3D real environments theoretically requires a continuous field of viewpoints, leading to huge data size. Despite the current belief that the increase of computational power will fill the missing gap, when it comes to visual or physical realism, if you double the processing power, people may want four times more accuracy, thus increasing data size as well. To reach the best performances, a trade-off has to be found between the amount of data required to represent accurately the reality and the amount of required processing. This trade-off may be achieved




Figure 6: In the MANAO project, we are investigating rendering techniques from realistic solutions (e.g., inter-reflections (a) and shadows (b)) to more expressive ones (shape enhancement (c) with realistic style and shape depiction (d) with stylized style) for visualization.

using **compressive sensing**. Compressive sensing is a new trend issued from the applied mathematics community that provides tools to accurately reconstruct a signal from a small set of measurements assuming that it is sparse in a transform domain (e.g., [62, 87]).

We prefer to achieve this goal by avoiding as much as possible the classical approach where acquisition is followed by a fitting step: this requires in general a large amount of measurements and the fitting itself may consume consequently too much memory and preprocessing time. By **preventing unnecessary conversion** through fitting techniques, such an approach increase the speed and reduce the data transfer for acquisition but also for display. One of the best recent examples is the work of Cossairt et al. [25]. The whole system is designed around a unique representation of the energy-field issued from (or leaving) a 3D object, either virtual or real: the Light-Field. A Light-Field encodes the light emitted in any direction from any position on an object. It is acquired thanks to a lens-array that leads to the capture of, and projection from, multiple simultaneous viewpoints. A unique representation is used for all the steps of this system. Lens-arrays, parallax barriers, and coded-aperture [52] are one of the key technologies to develop such acquisition (e.g., Light-Field camera¹ [45] and acquisition of light-sources [35]), projection systems (e.g., auto-stereoscopic displays). Such an approach is versatile and may be applied to improve classical optical instruments [50]. More generally, by designing unified optical and digital systems [59], it is possible to leverage the requirement of processing power, the memory footprint, and the cost of optical instruments.

Those are only some examples of what we investigate. We also consider the following approaches to develop new unified systems. First, similar to (and based on) the analysis goal of Axis 1, we have to take into account as much as possible the characteristics of the measurement setup. For instance, when fitting cannot be avoided, integrating them may improve both the processing efficiency and accuracy [61]. Second, we have to integrate signals from multiple sensors (such as GPS, accelerometer, ...) to prevent some computation (e.g., [53]). Finally, the experience of the group in surface modeling help the design of optical surfaces [48] for light sources or head-mounted displays.

3.5 Axis 3: Rendering, Visualization and Illustration

Challenge: How to offer the most legible signal to the final observer in real-time?

Results: High-level shading primitives, expressive rendering techniques for object depiction, real-time realistic rendering algorithms

The main goal of this axis is to offer to the final observer, in this case mostly a human user, the most legible signal in real-time. Thanks to the analysis and to the decomposition in different phenomena resulting from interactions between light, shape, and matter (Axis 1), and their perception, we can use them to convey essential information in the most pertinent way. Here, the word *pertinent* can take various forms depending on the application.

In the context of scientific illustration and visualization, we are primarily interested in tools to convey shape or material characteristics of objects in animated 3D scenes. **Expressive rendering** techniques (see Figure 6c,d) provide means for users to depict such features with their own style. To introduce our approach, we detail it from a shape-depiction point of view, domain where we have acquired a

¹Lytro, <http://www.lytro.com/>

recognized expertise. Prior work in this area mostly focused on stylization primitives to achieve line-based rendering [85], [49] or stylized shading [19], [83] with various levels of abstraction. A clear representation of important 3D **object features** remains a major challenge for better shape depiction, stylization and abstraction purposes. Most existing representations provide only local properties (e.g., curvature), and thus lack characterization of broader shape features. To overcome this limitation, we are developing higher level descriptions of shape [13] with increased robustness to sparsity, noise, and outliers. This is achieved in close collaboration with Axis 1 by the use of higher-order local fitting methods, multi-scale analysis, and global regularization techniques. In order not to neglect the observer and the material characteristics of the objects, we couple this approach with an analysis of the appearance model. To our knowledge, this is an approach which has not been considered yet. This research direction is at the heart of the MANAO project, and has a strong connection with the analysis we plan to conduct in Axis 1. Material characteristics are always considered at the light ray level, but an understanding of **higher-level primitives** (like the shape of highlights and their motion) would help us to produce more legible renderings and permit novel stylizations; for instance, there is no method that is today able to create stylized renderings that follow the motion of highlights or shadows. We also believe such tools also play a fundamental role for geometry processing purposes (such as shape matching, reassembly, simplification), as well as for editing purposes as discussed in Axis 4.

In the context of **real-time photo-realistic rendering** (see Figure 6a,b), the challenge is to compute the most plausible images with minimal effort. During the last decade, a lot of work has been devoted to design approximate but real-time rendering algorithms of complex lighting phenomena such as soft-shadows [86], motion blur [32], depth of field [74], reflexions, refractions, and inter-reflexions. For most of these effects it becomes harder to discover fundamentally new and faster methods. On the other hand, we believe that significant speedup can still be achieved through more clever use of **massively parallel architectures** of the current and upcoming hardware, and/or through more clever tuning of the current algorithms. In particular, regarding the second aspect, we remark that most of the proposed algorithms depend on several parameters which can be used to **trade the speed over the quality**. Significant speed-up could thus be achieved by identifying effects that would be masked or facilitated and thus devote appropriate computational resources to the rendering [51], [31]. Indeed, the algorithm parameters controlling the quality vs speed are numerous without a direct mapping between their values and their effect. Moreover, their ideal values vary over space and time, and to be effective such an auto-tuning mechanism has to be extremely fast such that its cost is largely compensated by its gain. We believe that our various work on the analysis of the appearance such as in Axis 1 could be beneficial for such purpose too.

Realistic and real-time rendering is closely related to Axis 2: real-time rendering is a requirement to close the loop between real world and digital world. We have to thus develop algorithms and rendering primitives that allow the integration of the acquired data into real-time techniques. We have also to take care of that these real-time techniques have to work with new display systems. For instance, stereo, and more generally multi-view displays are based on the multiplication of simultaneous images. Brute force solutions consist in independent rendering pipeline for each viewpoint. A more energy-efficient solution would take advantages of the computation parts that may be factorized. Another example is the rendering techniques based on image processing, such as our work on augmented reality [23]. Independent image processing for each viewpoint may disturb the feeling of depth by introducing inconsistent information in each images. Finally, more dedicated displays [42] would require new rendering pipelines.

3.6 Axis 4: Editing and Modeling

Challenge: Editing and modeling appearance using drawing- or sculpting-like tools through high level representations.

Results: High-level primitives and hybrid representations for appearance and shape.

During the last decade, the domain of computer graphics has exhibited tremendous improvements in image quality, both for 2D applications and 3D engines. This is mainly due to the availability of an ever increasing amount of shape details, and sophisticated appearance effects including complex lighting environments. Unfortunately, with such a growth in visual richness, even so-called *vectorial* representations (e.g., subdivision surfaces, Bézier curves, gradient meshes, etc.) become very dense and unmanageable for the end user who has to deal with a huge mass of control points, color labels, and

other parameters. This is becoming a major challenge, with a necessity for novel representations. This Axis is thus complementary of Axis 3: the focus is the development of primitives that are easy to use for modeling and editing.

More specifically, we plan to investigate *vectorial representations* that would be amenable to the production of rich shapes with a minimal set of primitives and/or parameters. To this end we plan to build upon our insights on dynamic local reconstruction techniques and implicit surfaces [24] [18]. When working in 3D, an interesting approach to produce detailed shapes is by means of procedural geometry generation. For instance, many natural phenomena like waves or clouds may be modeled using a combination of procedural functions. Turning such functions into triangle meshes (main rendering primitives of GPUs) is a tedious process that appears not to be necessary with an adapted vectorial shape representation where one could directly turn procedural functions into implicit geometric primitives. Since we want to prevent unnecessary conversions in the whole pipeline (here, between modeling and rendering steps), we will also consider *hybrid representations* mixing meshes and implicit representations. Such research has thus to be conducted while considering the associated editing tools as well as performance issues. It is indeed important to keep *real-time performance* (cf. Axis 2) throughout the interaction loop, from user inputs to display, via editing and rendering operations. Finally, it would be interesting to add *semantic information* into 2D or 3D geometric representations. Semantic geometry appears to be particularly useful for many applications such as the design of more efficient manipulation and animation tools, for automatic simplification and abstraction, or even for automatic indexing and searching. This constitutes a complementary but longer term research direction.

In the MANAO project, we want to investigate representations beyond the classical light, shape, and matter decomposition. We thus want to directly control the appearance of objects both in 2D and 3D applications (e.g., [79]): this is a core topic of computer graphics. When working with 2D vector graphics, digital artists must carefully set up color gradients and textures: examples range from the creation of 2D logos to the photo-realistic imitation of object materials. Classic vector primitives quickly become impractical for creating illusions of complex materials and illuminations, and as a result an increasing amount of time and skill is required. This is only for still images. For animations, vector graphics are only used to create legible appearances composed of simple lines and color gradients. There is thus a need for more complex primitives that are able to accommodate complex reflection or texture patterns, while keeping the ease of use of vector graphics. For instance, instead of drawing color gradients directly, it is more advantageous to draw flow lines that represent local surface concavities and convexities. Going through such an intermediate structure then allows to deform simple material gradients and textures in a coherent way (see Figure 7), and animate them all at once. The manipulation of 3D object materials also raises important issues. Most existing material models are tailored to faithfully reproduce physical behaviors, not to be *easily controllable* by artists. Therefore artists learn to tweak model parameters to satisfy the needs of a particular shading appearance, which can quickly become cumbersome as the complexity of a 3D scene increases. We believe that an alternative approach is required, whereby material appearance of an object in a typical lighting environment is directly input (e.g., painted or drawn), and adapted to match a plausible material behavior. This way, artists will be able to create their own appearance (e.g., by using our shading primitives [79]), and replicate it to novel illumination environments and 3D models. For this purpose, we will rely on the decompositions and tools issued from Axis 1.

4 Application domains

4.1 Physical Systems

Given our close relationships with researchers in optics, one novelty of our approach is to extend the range of possible observers to physical sensors in order to work on domains such as simulation, mixed reality, and testing. Capturing, processing, and visualizing complex data is now more and more accessible to everyone, leading to the possible convergence of real and virtual worlds through visual signals. This signal is traditionally captured by cameras. It is now possible to augment them by projecting (e.g., the infrared laser of Microsoft Kinect) and capturing (e.g., GPS localization) other signals that are outside the visible range. This supplemental information replaces values traditionally extracted from standard images and

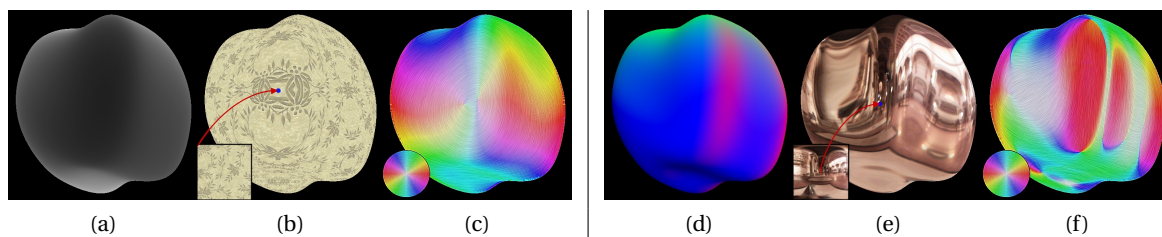


Figure 7: Based on our analysis [82] (Axis 1), we have designed a system that mimics texture (left) and shading (right) effects using image processing alone. It takes depth (a) and normal (d) images as input, and uses them to deform images (b-e) in ways that closely approximate surface flows (c-f). It provides a convincing, yet artistically controllable illusion of 3D shape conveyed through texture or shading cues.

thus lowers down requirements in computational power. Since the captured images are the result of the interactions between light, shape, and matter, the approaches and the improved knowledge from MANAO help in designing interactive acquisition and rendering technologies that are required to merge the real and the virtual worlds. With the resulting unified systems (optical and digital), transfer of pertinent information is favored and inefficient conversion is likely avoided, leading to new uses in interactive computer graphics applications, like **augmented reality**, **displays** and **computational photography**.

4.2 Interactive Visualization and Modeling

This direction includes domains such as **scientific illustration and visualization**, **artistic or plausible rendering**, and **3D modeling**. In all these cases, the observer, a human, takes part in the process, justifying once more our focus on real-time methods. When targeting average users, characteristics as well as limitations of the human visual system should be taken into account: in particular, it is known that some configurations of light, shape, and matter have masking and facilitation effects on visual perception. For specialized applications (such as archeology), the expertise of the final user and the constraints for 3D user interfaces lead to new uses and dedicated solutions for models and algorithms.

5 Social and environmental responsibility

5.1 Footprint of research activities

For a few years now, our team has been collectively careful in limiting its direct environmental impacts, mainly by limiting the number of flights and extending the lifetime of PCs and laptops beyond the warranty period.

For 2020, because of the health crisis, our team members did not take any flights and our home work trips have also been very limited due to a massive use of telecommuting. Moreover, we have not bought any computer nor screen over this year. As a result, a careful estimation of the footprint of our research activities for the year is irrelevant.

5.2 Environmental involvement

Gaël Guennebaud and Pascal Barla are engaged in several actions and initiatives related to the environmental issues, both within Inria itself, and within the research and higher-education domain in general:

- We are members of the “Local Sustainable Development Committee” of Inria Bordeaux.
- G. Guennebaud is a member of the “Social and Environmental Responsibility Committee” of the LaBRI.
- We have been very active within the Inria’s national initiatives, in particular:

- We have part of the working group on reducing the footprint of professional travels, with, in particular, the design of the content of the **flyless** document which has eventually been taken up at the national level by the service of communication.
 - We have participated in the elaboration of the **questionnaire** on the role of Inria regarding environmental issues, as well as helped disseminating it.
 - G. Guennebaud has been involved in the development of tools to ease the estimation of the Inria team's carbon footprint.
- Ecoinfo: G. Guennebaud is involved within the GDS **Ecoinfo** of the CNRS, and in particular he is in charge of the development of the **ecodiag** tool.
 - **Labo1point5**: G. Guennebaud has joined the labo1point5 group, in particular to help with the development of a module to take into account the carbon footprint of ICT devices within their carbon footprint estimation tool (**GES1point5**).
 - G. Guennebaud has participated in the elaboration and dissemination of a new course, "Introduction to climate change issues and the environmental impacts of ICT", with two colleagues of the LaBRI.

6 Highlights of the year

2020 was marked by the covid crisis and its impact on the overall society and its activity. The world of research has also been greatly affected:

- Faculty members have seen their teaching load increase significantly;
- PhD students and post-docs will have had often to deal with a worsening of their working conditions, as well as of reduced interactions with their supervisors and colleagues;
- Most scientific collaborations have been greatly affected, with several of international activities cancelled or postponed to dates still to be defined.

7 New software and platforms

7.1 New software

7.1.1 Eigen

Keyword: Linear algebra

Functional Description: Eigen is an efficient and versatile C++ mathematical template library for linear algebra and related algorithms. In particular it provides fixed and dynamic size matrices and vectors, matrix decompositions (LU, LLT, LDLT, QR, eigenvalues, etc.), sparse matrices with iterative and direct solvers, some basic geometry features (transformations, quaternions, axis-angles, Euler angles, hyperplanes, lines, etc.), some non-linear solvers, automatic differentiations, etc. Thanks to expression templates, Eigen provides a very powerful and easy to use API. Explicit vectorization is performed for the SSE, AltiVec and ARM NEON instruction sets, with graceful fallback to non-vectorized code. Expression templates allow to perform global expression optimizations, and to remove unnecessary temporary objects.

Release Contributions: In 2017, we released three revisions of the 3.3 branch with few fixes of compilation and performance regressions, some doxygen documentation improvements, and the addition of transpose, adjoint, conjugate methods to SelfAdjointView to ease writing generic code.

URL: <http://eigen.tuxfamily.org/>

Contact: Gaël Guennebaud

Participant: Gaël Guennebaud

7.1.2 Spectral Viewer

Keyword: Image

Functional Description: An open-source (spectral) image viewer that supports several images formats: ENVI (spectral), exr, png, jpg.

URL: <https://adufay.gitlabpages.inria.fr/SpectralViewer/index.html>

Contact: Romain Pacanowski

Partner: LP2N (CNRS - UMR 5298)

7.1.3 otmap

Name: C++ optimal transport solver on 2D grids

Keywords: Optimal transportation, Eigen, C++, Image processing, Numerical solver

Functional Description: This is a lightweight implementation of "Instant Transport Maps on 2D Grids".

It currently supports L2-optimal maps from an arbitrary density defined on a uniform 2D grid (aka an image) to a square with uniform density. Inverse maps and maps between pairs of arbitrary images are then recovered through numerical inversion and composition resulting in density preserving but approximately optimal maps.

This code also includes with 3 mini applications:

- otmap: computes the forward and backward maps between one image and a uniform square or between a pair of images. The maps are exported as .off quad meshes.
- stippling: adapt a uniformly distributed point cloud to a given image.
- barycenters: computes linear (resp. bilinear) approximate Wasserstein barycenters between a pair (resp. four) images.

Contact: Gaël Guennebaud

7.1.4 Malia

Name: The Malia Rendering Framework

Keywords: 3D, Realistic rendering, GPU, Ray-tracing, Material appearance

Functional Description: The Malia Rendering Framework is an open source library for predictive, physically-realistic rendering. It comes with several applications, including a spectral path tracer, RGB-to-spectral conversion routines a blender bridge and a spectral image viewer.

URL: <https://pacanows.gitlabpages.inria.fr/MRF/main.md.html>

Contact: Romain Pacanowski

8 New results

8.1 Analysis and Simulation

8.1.1 Bringing an Accurate Fresnel to Real-Time Rendering: a Preintegrable Decomposition

Participants Laurent Belcour (*Unity Technologies*), Mégane Bati, Pascal Barla.

In this work [11], we introduce a new approximate Fresnel reflectance model that enables the accurate reproduction of ground-truth reflectance in real-time rendering engines. Our method is based on an empirical decomposition of the space of possible Fresnel curves (Figure 8). It is compatible with the preintegration of image-based lighting and area lights used in real-time engines. Our work permits to use a reflectance parametrization [37] that was previously restricted to offline rendering.

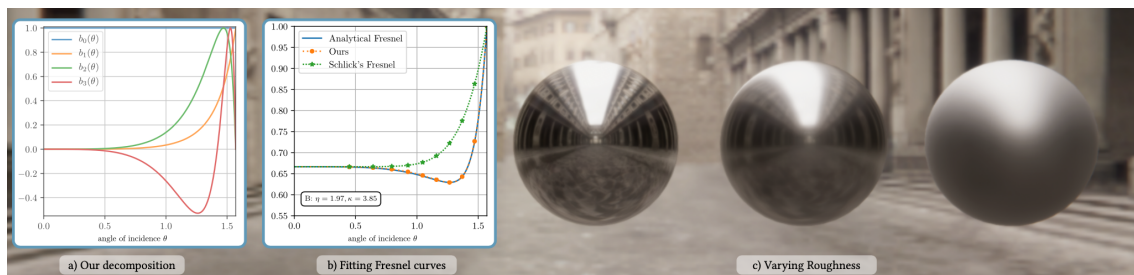


Figure 8: Our new decomposition (a) expresses Fresnel reflectance as a weighted sum of the first four eigenvectors of analytical Fresnel reflectances. They enable us to accurately represent such reflectances, even for complex metals such as Beryllium that Schlick's approximation fails to reconstruct (b). Our decomposition is compatible with image based lighting and area-light preintegration for real-time rendering. We demonstrate it in our implementation in the Unity engine (c).

8.1.2 Effects of light map orientation and shape on the visual perception of canonical materials

Participants Fan Zhang (*Perceptual Intelligence Lab, Delft*), Huib de Ridder (*Perceptual Intelligence Lab, Delft*), Pascal Barla, Sylvia Pont (*Perceptual Intelligence Lab, Delft*).

We previously presented a systematic optics-based canonical approach to test material-lighting interactions in their full natural ecology, combining canonical material and lighting modes. Analyzing the power of the spherical harmonics components of the lighting allowed us to predict the lighting effects on material perception for generic natural illumination environments. To further understand how material properties can be brought out or communicated visually, in the current study [9], we tested whether and how light map orientation and shape affect these interactions in a rating experiment: For combinations of four materials, three shapes, and three light maps, we rotated the light maps in 15 different configurations. For the velvety objects, there were main and interaction effects of lighting and light map orientation. The velvety ratings decreased when the main light source was coming from the back of the objects. For the specular objects, there were main and interaction effects of lighting and shape. The specular ratings increased when the environment in the specular reflections was clearly visible in the stimuli. For the glittery objects, there were main and interaction effects of shape and light map orientation. The glittery ratings correlated with the coverage of the glitter reflections as the shape and light map orientation varied. For the matte objects, results were robust across all conditions. Last, we propose combining the canonical modes approach with so-called importance maps to analyze the appearance features of the proximal stimulus, the image, in contradistinction to the physical parameters as an approach for optimization of material communication.

8.2 Rendering, Visualization and Illustration

8.2.1 On Learning the Best Balancing Strategy

Participants David Murray, Sofiane Benzait, Romain Pacanowski (*LP2N*), Xavier Granier (*LP2N*).

Fast computation of light propagation using Monte Carlo techniques requires finding the best samples from the space of light paths. For the last 30 years, numerous strategies have been developed to address this problem but choosing the best one is really scene-dependent. Multiple Importance Sampling (MIS) emerges as a potential generic solution by combining different weighted strategies, to take advantage of the best ones. Most recent work have focused on defining the best weighting scheme. Among them, two papers have shown that it is possible, in the context of direct illumination, to estimate the best way to




Figure 9: Optimizing sample allocation comparisons for the first bounce between (left) two sampling strategies using our solution, (center) three strategies (by adding a uniform sampling strategy). (right) Color map used to display the sample allocation (top left corner of each image) for each strategy. The balance maps are computed using 512 learning samples and 8 iterations. The efficiency is given relative to the reference computed with the balanced heuristic.

balance the number of samples between two strategies, on a per-pixel basis. In this paper [10], we extend this previous approach to Global Illumination and to three strategies (Figure 9).

8.3 Editing and Modeling

8.3.1 A Time-independent Deformer for Elastic-rigid Contacts

Participants Camille Brunel, Pierre Bénard, Gaël Guennebaud, Pascal Barla.

In this article [6], we introduce a new tool that assists artists in deforming an elastic object when it comes in intersection with a rigid one. As opposed to methods that rely on time-resolved simulations, our approach is entirely based on time-independent geometric operators. It thus restarts from scratch at every frame from a pair of objects in intersection and works in two stages: the intersected regions are first matched and a contact region is identified on the rigid object; the elastic object is then deformed to match the contact while producing plausible bulge effects with controllable volume preservation (Figure 10). Our direct deformation approach brings several advantages to 3D animators: it provides instant feedback, permits non-linear editing, allows for the replicability of the deformation in different settings, and grants control over exaggerated or stylized bulging effects.

9 Bilateral contracts and grants with industry

9.1 Bilateral contracts with industry

CIFRE PhD contract with Imaging Optics (2017-2020)

Participants: C. Herzog & X. Granier

For this project, we aim at developing 3 dimensions X-rays imaging techniques for medical applications.




Figure 10: Left: a small rigid sphere and a big elastic sphere are intersecting in the initial configuration. Right: result of our deformer, the deformed sphere surface exhibits volume preserving bulges with C^1 continuity.

10 Partnerships and cooperations

10.1 National initiatives

10.1.1 ANR

“Young Researcher” VIDA (2017-2021) - LP2N-CNRS-IOGS INRIA

Leader: R. Pacanowski (LP2N-CNRS-IOGS)

Participant: P. Barla

This project aims at establishing a framework for direct and inverse design of material appearance for objects of complex shape. Since the manufacturing processes are always evolving, our goal is to establish a framework that is not tied to a fabrication stage.

FOLD-Dyn (2017-2021) IRIT, IMAGINE, MANAO, TeamTo, Mercenaries

Leader: L. Barthe (IRIT)

Local Leader: G. Guennebaud

The FOLD-Dyn project proposes the study of new theoretical approaches for the effective generation of virtual characters deformations, when they are animated. These deformations are two-folds: character skin deformations (skinning) and garment simulations. We propose to explore the possibilities offered by a novel theoretical way of addressing character deformations: the implicit skinning. This method jointly uses meshes and volumetric scalar functions. By improving the theoretical properties of scalar functions, the study of their joint use with meshes, and the introduction of a new approach and its formalism - called multi-layer 3D scalar functions - we aim at finding effective solutions allowing production studios to easily integrate in their pipeline plausible character deformations together with garment simulations.

CaLiTrOp (2017-2021) IRIT, LIRIS, MANAO, MAVERICK

Leader: M. Paulin (IRIT)

Participant: D. Murray

What is the inherent dimensionality, topology and geometry of light-paths space? How can we leverage this information to improve lighting simulation algorithms? These are the questions that this project wants to answer from a comprehensive functional analysis of light transport operators, with respect to

the 3D scene's geometry and the reflectance properties of the objects, but also, to link operators with screen-space visual effects, with respect to the resulting picture.

11 Dissemination

11.1 Promoting scientific activities

11.1.1 Scientific events: organisation

Member of the conference program committees Eurographics 2021, Eurographics Symposium on Geometry Processing 2020, Eurographics Symposium on Rendering 2020, Web3D Conference 2020, Eurographics Workshop on Graphics and Cultural Heritage 2020

Reviewer ACM Siggraph, ACM Siggraph Asia

11.1.2 Journal

Reviewer - reviewing activities ACM Transactions on Graphics, IEEE Transactions on Visualization and Computer Graphics, Journal of Vision

11.1.3 Scientific expertise

Patric Reuter reviewed one project submissions of the Horizon 2020 - Research and Innovation Action of the European Commission.

11.2 Teaching - Supervision - Juries

11.2.1 Teaching

The members of our team are involved in teaching computer science at University of Bordeaux and Institut d'Optique Graduate School (IOGS). General computer science is concerned, as well as the following graphics related topics:

- Master : Pierre Bénard, Gaël Guennebaud, Advanced Image Synthesis, 50 HETD, M2, Univ. Bordeaux, France.
- Master : Gaël Guennebaud, Geometric Modeling, 31 HETD, M2, IOGS, France
- Master : Gaël Guennebaud and Pierre Bénard, 3D Worlds, 60 HETD, M1, Univ. Bordeaux and IOGS, France.
- Master : Pierre Bénard, Patrick Reuter, Virtual Reality, 20 HETD, M2, Univ. Bordeaux, France.
- Master : Patrick Reuter, Graphical user interfaces and Spatial augmented reality seminars, 10 HETD, M2, ESTIA, France.
- Master : Romain Pacanowski, 3D Programming, M2, 18 HETD, Bordeaux INP ENSEIRB Matmeca, France.
- Licence : Patrick Reuter, Digital Imaging, 30 HETD, L3, Univ. Bordeaux, France.
- Licence : Gaël Guennebaud, Introduction to climate change issues and the environmental impacts of ICT, 24 HETD, L3, Univ. Bordeaux, France.

One member is also in charge of a field of study:

- Master : Pierre Bénard, M2 "Informatique pour l'Image et le Son", Univ. Bordeaux, France.

Pierre Bénard was also part of the education team of the DIU (Diplôme Inter-Universitaire) titled "Numérique et Sciences Informatiques" which is opened to secondary professors that are teaching Computer Science in high school. The second session took place during the last three weeks of June.

11.2.2 Supervision

- PhD: Antoine Lucat, Appearance Acquisition and Rendering, IOGS & Univ. Bordeaux, R. Pacanowski & X. Granier, 06/02/2020
- PhD: Charlotte Herzog, 3 dimensions X-rays imaging for medical, applications, Imaging Optics, IOGS & Univ. Bordeaux, X. Granier, 24/09/2020
- PhD in progress: Camille Brunel, Real-Time Animation and Deformation of 3D Characters, Inria & Univ. Bordeaux, P. Barla, G. Guennebaud & P. Bénard
- PhD in progress: Megane Bati, Inverse Design for Complex Material Appearance, IOGS & Univ. Bordeaux, R. Pacanowski & P. Barla
- PhD in progress: Charlie Schlick, Augmented reality with transparent multi-view screens, Inria & Univ. Bordeaux, P. Reuter
- PhD in progress: Corentin Cou, Characterization of visual appearance for 3D restitution and exploration of monumental heritage, Inria & IOGS & CNRS/INHA, G. Guennebaud, X. Granier, M. Volait, R. Pacanowski.

11.2.3 Juries

- Thibault Louis, Université Grenoble Alpes, October 22th, 2020.
- Asmaâ Agouzoul, Univ. Bordeaux, January 9th, 2020.

11.3 Popularization

11.3.1 Internal or external Inria responsibilities

- Gaël Guennebaud and Pascal Barla are active members of the CLDD (Local Sustainable Development Committee), Gaël Guennebaud being one of the two co-representative.

11.3.2 Interventions

- *Les impacts environnementaux du numérique. Gaël Guennebaud. CATI BIOS4Biol INRAE (10/12/2020)*
- Textile 3D exhibition at the MEB (Musée Ethnographique de Bordeaux) has been extended until May 2021.

12 Scientific production

12.1 Major publications

- [1] L. Belcour and P. Barla. 'A Practical Extension to Microfacet Theory for the Modeling of Varying Iridescence'. In: *ACM Transactions on Graphics* 36.4 (July 2017), p. 65. DOI: [10.1145/3072959.3073620](https://doi.org/10.1145/3072959.3073620). URL: <https://hal.archives-ouvertes.fr/hal-01518344>.
- [2] T. Crespel, P. Reuter, A. Travis, Y. Gentet and X. Granier. 'Autostereoscopic transparent display using a wedge light guide and a holographic optical element: implementation and results'. In: *Applied optics* 58.34 (Nov. 2019). DOI: [10.1364/AO.58.00G293](https://doi.org/10.1364/AO.58.00G293). URL: <https://hal.inria.fr/hal-02352672>.
- [3] N. Holzschuch and R. Pacanowski. 'A Two-Scale Microfacet Reflectance Model Combining Reflection and Diffraction'. In: *ACM Transactions on Graphics* 36.4 (July 2017). Article 66, p. 12. DOI: [10.1145/3072959.3073621](https://doi.org/10.1145/3072959.3073621). URL: <https://hal.inria.fr/hal-01515948>.
- [4] T. Lambert, P. Bénard and G. Guennebaud. 'A View-Dependent Metric for Patch-Based LOD Generation & Selection'. In: *Proceedings of the ACM on Computer Graphics and Interactive Techniques* 1.1 (May 2018). DOI: [10.1145/3203195](https://doi.org/10.1145/3203195). URL: <https://hal.inria.fr/hal-01779816>.

- [5] G. Nader and G. Guennebaud. ‘Instant Transport Maps on 2D Grids’. In: *ACM Transactions on Graphics* 37.6 (Nov. 2018), p. 13. DOI: [10.1145/3272127.3275091](https://doi.org/10.1145/3272127.3275091). URL: <https://hal.inria.fr/hal-01884157>.

12.2 Publications of the year

International journals

- [6] C. Brunel, P. Bénard, G. Guennebaud and P. Barla. ‘A Time-independent Deformer for Elastic-rigid Contacts’. In: *Proceedings of the ACM on Computer Graphics and Interactive Techniques* 3.1 (30th Apr. 2020), p. 21. DOI: [10.1145/3384539](https://doi.org/10.1145/3384539). URL: <https://hal.inria.fr/hal-02541299>.
- [7] M. Garcia, R. Vergne, M.-A. Farhat, P. Bénard, C. Noûs and J. Thollot. ‘Coherent Mark-based Stylization of 3D Scenes at the Compositing Stage’. In: *Computer Graphics Forum*. Eurographics 2021 40.2 (2021). URL: <https://hal.inria.fr/hal-03143244>.
- [8] G. Xing, Y. Liu, H. Ling, X. Granier and Y. Zhang. ‘Automatic Spatially Varying Illumination Recovery of Indoor Scenes Based on a Single RGB-D Image’. In: *IEEE Transactions on Visualization and Computer Graphics* 26.4 (1st Apr. 2020), pp. 1672–1685. DOI: [10.1109/TVCG.2018.2876541](https://doi.org/10.1109/TVCG.2018.2876541). URL: <https://hal.archives-ouvertes.fr/hal-01907554>.
- [9] F. Zhang, H. de Ridder, P. Barla and S. Pont. ‘Effects of light map orientation and shape on the visual perception of canonical materials’. In: *Journal of Vision* 20.4 (9th Apr. 2020), p. 13. DOI: [10.1167/jov.20.4.13](https://doi.org/10.1167/jov.20.4.13). URL: <https://hal.inria.fr/hal-02559212>.

Conferences without proceedings

- [10] D. Murray, S. Benzait, R. Pacanowski and X. Granier. ‘On Learning the Best Balancing Strategy’. In: Eurographics 2020 - Annual Conference of the European Association for Computer Graphics. Vol. xx. Norrköping / Virtual, Sweden, 25th May 2020, pp. 1–4. DOI: [10.2312/egs.20201009](https://doi.org/10.2312/egs.20201009). URL: <https://hal.inria.fr/hal-02494950>.

Other scientific publications

- [11] L. Belcour, M. Bati and P. Barla. *Bringing an Accurate Fresnel to Real-Time Rendering: a Preintegrable Decomposition*. Washington, D.C., United States, 24th Aug. 2020. DOI: [10.1145/3388767.3407325](https://doi.org/10.1145/3388767.3407325). URL: <https://hal.inria.fr/hal-02883680>.

12.3 Cited publications

- [12] M. Alexa and W. Matusik. ‘Reliefs as images’. In: *ACM Trans. Graph.* 29.4 (2010). DOI: <http://doi.acm.org/10.1145/1778765.1778797>. URL: <http://doi.acm.org/10.1145/1778765.1778797>.
- [13] L. Ammann, P. Barla, X. Granier, G. Guennebaud and P. Reuter. ‘Surface Relief Analysis for Illustrative Shading’. In: *Computer Graphics Forum* 31.4 (June 2012), pp. 1481–1490. DOI: [10.1111/j.1467-8659.2012.03144.x](https://doi.org/10.1111/j.1467-8659.2012.03144.x). URL: <http://hal.inria.fr/hal-00709492>.
- [14] M. Ashikhmin and S. Premoze. *Distribution-based BRDFs*. Tech. rep. unpublished. Univ. of Utah, 2007.
- [15] B. Atcheson, I. Ihrke, W. Heidrich, A. Tevs, D. Bradley, M. Magnor and H.-P. Seidel. ‘Time-resolved 3D Capture of Non-stationary Gas Flows’. In: *ACM Trans. Graph.* 27.5 (2008).
- [16] O. Bimber and R. Raskar. *Spatial Augmented Reality: Merging Real and Virtual Worlds*. A K Peters/CRC Press, 2005.
- [17] A. Bousseau, E. Chapoulie, R. Ramamoorthi and M. Agrawala. ‘Optimizing Environment Maps for Material Depiction’. In: *Comput. Graph. Forum (Proceedings of the Eurographics Symposium on Rendering)* 30.4 (2011). URL: <http://www-sop.inria.fr/reves/Basilic/2011/BCRA11>.

- [18] S. Boyé, G. Guennebaud and C. Schlick. ‘Least Squares Subdivision Surfaces’. In: *Comput. Graph. Forum* 29.7 (2010), pp. 2021–2028. URL: <http://hal.inria.fr/inria-00524555/en>.
- [19] S. Bruckner and M. E. Gröller. ‘Style Transfer Functions for Illustrative Volume Rendering’. In: *Comput. Graph. Forum* 26.3 (2007), pp. 715–724. URL: <http://www.cg.tuwien.ac.at/research/publications/2007/bruckner-2007-STF/>.
- [20] C. Buehler, M. Bosse, L. McMillan, S. Gortler and M. Cohen. ‘Unstructured lumigraph rendering’. In: *Proc. ACM SIGGRAPH*. 2001, pp. 425–432. DOI: <http://doi.acm.org/10.1145/383259.383309>. URL: <http://doi.acm.org/10.1145/383259.383309>.
- [21] O. Cakmakci, S. Vo, K. P. Thompson and J. P. Rolland. ‘Application of radial basis functions to shape description in a dual-element off-axis eyewear display: Field-of-view limit’. In: *J. Society for Information Display* 16.11 (2008), pp. 1089–1098. DOI: [10.1889/JSID16.11.1089](https://doi.org/10.1889/JSID16.11.1089).
- [22] E. Cerezo, F. Perez-Cazorla, X. Pueyo, F. Seron and F. X. Sillion. ‘A Survey on Participating Media Rendering Techniques’. English. In: *The Visual Computer* (2005). URL: <http://hal.inria.fr/inria-00510151>.
- [23] J. Chen, X. Granier, N. Lin and Q. Peng. ‘On-Line Visualization of Underground Structures using Context Features’. In: *Symposium on Virtual Reality Software and Technology (VRST)*. ACM. 2010, pp. 167–170. DOI: [10.1145/1889863.1889898](https://doi.org/10.1145/1889863.1889898). URL: <http://hal.inria.fr/inria-00524818/en>.
- [24] J. Chen, G. Guennebaud, P. Barla and X. Granier. ‘Non-oriented MLS Gradient Fields’. In: *Computer Graphics Forum* (Dec. 2013). URL: <http://hal.inria.fr/hal-00857265>.
- [25] O. Cossairt, S. Nayar and R. Ramamoorthi. ‘Light field transfer: global illumination between real and synthetic objects’. In: *ACM Trans. Graph.* 27.3 (2008). DOI: <http://doi.acm.org/10.1145/1360612.1360656>. URL: <http://doi.acm.org/10.1145/1360612.1360656>.
- [26] F. Cuny, L. Alonso and N. Holzschuch. ‘A novel approach makes higher order wavelets really efficient for radiosity’. In: *Comput. Graph. Forum* 19.3 (2000), pp. 99–108.
- [27] E. D’Eon and G. Irving. ‘A quantized-diffusion model for rendering translucent materials’. In: *ACM Trans. Graph.* 30.4 (2011). DOI: <http://doi.acm.org/10.1145/2010324.1964951>. URL: <http://doi.acm.org/10.1145/2010324.1964951>.
- [28] K. J. Dana, B. van Ginneken, S. Nayar and J. J. Koenderink. ‘Reflectance and texture of real-world surfaces’. In: *IEEE Conference on Computer Vision and Pattern Recognition (ICCV)*. 1997, pp. 151–157.
- [29] Y. Dong, J. Wang, F. Pellacini, X. Tong and B. Guo. ‘Fabricating spatially-varying subsurface scattering’. In: *ACM Trans. Graph.* 29.4 (2010). DOI: <http://doi.acm.org/10.1145/1778765.1778799>. URL: <http://doi.acm.org/10.1145/1778765.1778799>.
- [30] P. Dutré, K. Bala and P. Bekaert. *Advanced Global Illumination*. A.K. Peters, 2006.
- [31] K. Egan, F. Hecht, F. Durand and R. Ramamoorthi. ‘Frequency analysis and sheared filtering for shadow light fields of complex occluders’. In: *ACM Trans. Graph.* 30 (2 2011). DOI: <http://doi.acm.org/10.1145/1944846.1944849>. URL: <http://doi.acm.org/10.1145/1944846.1944849>.
- [32] K. Egan, Y.-T. Tseng, N. Holzschuch, F. Durand and R. Ramamoorthi. ‘Frequency Analysis and Sheared Reconstruction for Rendering Motion Blur’. In: *ACM Trans. Graph.* 28.3 (2009). DOI: [10.1145/1531326.1531399](https://doi.org/10.1145/1531326.1531399). URL: <http://hal.inria.fr/inria-00388461/en>.
- [33] R. Fleming, A. Torralba and E. H. Adelson. ‘Specular reflections and the perception of shape’. In: *J. Vis.* 4.9 (2004), pp. 798–820. eprint: <http://journalofvision.org/4/9/10/Fleming-2004-jov-4-9-10.pdf>. URL: <http://journalofvision.org/4/9/10/>.
- [34] A. Ghosh, S. Achutha, W. Heidrich and M. O’Toole. ‘BRDF Acquisition with Basis Illumination’. In: *IEEE International Conference on Computer Vision (ICCV)*. 2007, pp. 1–8.
- [35] M. Goesele, X. Granier, W. Heidrich and H.-P. Seidel. ‘Accurate Light Source Acquisition and Rendering’. In: *ACM Trans. Graph.* 22.3 (2003), pp. 621–630. DOI: [10.1145/882262.882316](https://doi.org/10.1145/882262.882316). URL: <http://hal.inria.fr/hal-00308294>.

- [36] C. M. Goral, K. E. Torrance, D. P. Greenberg and B. Battaile. 'Modeling the interaction of light between diffuse surfaces'. In: *Proc. ACM SIGGRAPH*. 1984, pp. 213–222.
- [37] O. Gulbrandsen. 'Artist Friendly Metallic Fresnel'. In: *Journal of Computer Graphics Techniques (JCGT)* 3.4 (Dec. 2014), pp. 64–72. URL: <http://jcgt.org/published/0003/04/03/>.
- [38] M. Hasan, M. Fuchs, W. Matusik, H. Pfister and S. Rusinkiewicz. 'Physical reproduction of materials with specified subsurface scattering'. In: *ACM Trans. Graph.* 29.4 (2010). DOI: <http://doi.acm.org/10.1145/1778765.1778798>. URL: <http://doi.acm.org/10.1145/1778765.1778798>.
- [39] P. S. Heckbert. 'Simulating Global Illumination Using Adaptive Meshing'. PhD thesis. University of California, 1991.
- [40] M. B. Hullin, M. Fuchs, I. Ihrke, H.-P. Seidel and H. P. A. Lensch. 'Fluorescent immersion range scanning'. In: *ACM Trans. Graph.* 27.3 (2008). DOI: <http://doi.acm.org/10.1145/1360612.1360686>. URL: <http://doi.acm.org/10.1145/1360612.1360686>.
- [41] M. B. Hullin, J. Hanika, B. Ajdin, H.-P. Seidel, J. Kautz and H. P. A. Lensch. 'Acquisition and analysis of bispectral bidirectional reflectance and reradiation distribution functions'. In: *ACM Trans. Graph.* 29 (4 2010). DOI: <http://doi.acm.org/10.1145/1778765.1778834>. URL: <http://doi.acm.org/10.1145/1778765.1778834>.
- [42] M. B. Hullin, H. P. A. Lensch, R. Raskar, H.-P. Seidel and I. Ihrke. 'Dynamic Display of BRDFs'. In: *Comput. Graph. Forum* 30.2 (2011), pp. 475–483. DOI: [10.1111/j.1467-8659.2011.01891.x](https://doi.org/10.1111/j.1467-8659.2011.01891.x). URL: <http://dx.doi.org/10.1111/j.1467-8659.2011.01891.x>.
- [43] I. Ihrke, K. N. Kutulakos, H. P. A. Lensch, M. Magnor and W. Heidrich. 'Transparent and Specular Object Reconstruction'. In: *Comput. Graph. Forum* 29.8 (2010), pp. 2400–2426.
- [44] I. Ihrke, I. Reshetouski, A. Manakov, A. Tevs, M. Wand and H.-P. Seidel. 'A Kaleidoscopic Approach to Surround Geometry and Reflectance Acquisition'. In: *IEEE Conf. Computer Vision and Pattern Recognition Workshops (CVPRW)*. IEEE Computer Society, 2012, pp. 29–36.
- [45] I. Ihrke, G. Wetzstein and W. Heidrich. 'A theory of plenoptic multiplexing'. In: *IEEE Conf. Computer Vision and Pattern Recognition (CVPR)*. **oral**. IEEE Computer Society, 2010, pp. 483–490.
- [46] J. T. Kajiya. 'The rendering equation'. In: *Proc. ACM SIGGRAPH*. 1986, pp. 143–150. DOI: <http://doi.acm.org/10.1145/15922.15902>. URL: <http://doi.acm.org/10.1145/15922.15902>.
- [47] J. Kautz, P.-P. Sloan and J. Snyder. 'Fast, arbitrary BRDF shading for low-frequency lighting using spherical harmonics'. In: *Proc. Eurographics workshop on Rendering (EGWR)*. Pisa, Italy, 2002, pp. 291–296.
- [48] I. Kaya, K. P. Thompson and J. P. Rolland. 'Edge clustered fitting grids for ϕ -polynomial characterization of freeform optical surfaces'. In: *Opt. Express* 19.27 (2011), pp. 26962–26974. DOI: [10.1364/OE.19.026962](https://doi.org/10.1364/OE.19.026962). URL: <http://www.opticsexpress.org/abstract.cfm?URI=oe-19-27-26962>.
- [49] M. Kolomenkin, I. Shimshoni and A. Tal. 'Demarcating curves for shape illustration'. In: *ACM Trans. Graph. (SIGGRAPH Asia)* 27 (5 2008). DOI: <http://doi.acm.org/10.1145/1409060.1409110>. URL: <http://doi.acm.org/10.1145/1409060.1409110>.
- [50] M. Levoy, Z. Zhang and I. McDowall. 'Recording and controlling the 4D light field in a microscope using microlens arrays'. In: *J. Microscopy* 235.2 (2009), pp. 144–162. DOI: [10.1111/j.1365-2818.2009.03195.x](https://doi.org/10.1111/j.1365-2818.2009.03195.x). URL: <http://dx.doi.org/10.1111/j.1365-2818.2009.03195.x>.
- [51] S. Li, G. Guennebaud, B. Yang and J. Feng. 'Predicted Virtual Soft Shadow Maps with High Quality Filtering'. In: *Comput. Graph. Forum* 30.2 (2011), pp. 493–502. URL: <http://hal.inria.fr/inria-00566223/en>.
- [52] C.-K. Liang, T.-H. Lin, B.-Y. Wong, C. Liu and H. H. Chen. 'Programmable aperture photography: multiplexed light field acquisition'. In: *ACM Trans. Graph.* 27.3 (2008). DOI: <http://doi.acm.org/10.1145/1360612.1360654>. URL: <http://doi.acm.org/10.1145/1360612.1360654>.
- [53] Y. Liu and X. Granier. 'Online Tracking of Outdoor Lighting Variations for Augmented Reality with Moving Cameras'. In: *IEEE Transactions on Visualization and Computer Graphics* 18.4 (Mar. 2012), pp. 573–580. DOI: [10.1109/TVCG.2012.53](https://doi.org/10.1109/TVCG.2012.53). URL: <http://hal.inria.fr/hal-00664943>.

- [54] W. Matusik and H. Pfister. '3D TV: a scalable system for real-time acquisition, transmission, and autostereoscopic display of dynamic scenes'. In: *ACM Trans. Graph.* 23.3 (2004), pp. 814–824. DOI: <http://doi.acm.org/10.1145/1015706.1015805>. URL: <http://doi.acm.org/10.1145/1015706.1015805>.
- [55] W. Matusik, H. Pfister, M. Brand and L. McMillan. 'A data-driven reflectance model'. In: *ACM Trans. Graph.* 22.3 (2003), pp. 759–769. DOI: <http://doi.acm.org/10.1145/882262.882343>. URL: <http://doi.acm.org/10.1145/882262.882343>.
- [56] G. Müller, J. Meseth, M. Sattler, R. Sarlette and R. Klein. 'Acquisition, Synthesis and Rendering of Bidirectional Texture Functions'. In: *Eurographics 2004, State of the Art Reports*. 2004, pp. 69–94.
- [57] A. Ngan, F. Durand and W. Matusik. 'Experimental Analysis of BRDF Models'. In: *Proc. Eurographics Symposium on Rendering (EGSR)*. 2005, pp. 117–226.
- [58] F. E. Nicodemus, J. C. Richmond, J. J. Hsia, I. W. Ginsberg and T. Limperis. *Geometrical Considerations and Nomenclature for Reflectance*. National Bureau of Standards, 1977.
- [59] M. O'Toole and K. N. Kutulakos. 'Optical computing for fast light transport analysis'. In: *ACM Trans. Graph.* 29.6 (2010).
- [60] R. Pacanowski, X. Granier, C. Schlick and P. Poulin. 'Volumetric Vector-based Representation for Indirect Illumination Caching'. In: *J. Computer Science and Technology (JCST)* 25.5 (2010), pp. 925–932. DOI: [10.1007/s11390-010-1073-8](https://doi.org/10.1007/s11390-010-1073-8). URL: <http://hal.inria.fr/inria-00505132/en>.
- [61] R. Pacanowski, O. Salazar-Celis, C. Schlick, X. Granier, P. Poulin and A. Cuyt. 'Rational BRDF'. In: *IEEE Transactions on Visualization and Computer Graphics* 18.11 (Feb. 2012), pp. 1824–1835. DOI: [10.1109/TVCG.2012.73](https://doi.org/10.1109/TVCG.2012.73). URL: <http://hal.inria.fr/hal-00678885>.
- [62] P. Peers, D. Mahajan, B. Lamond, A. Ghosh, W. Matusik, R. Ramamoorthi and P. Debevec. 'Compressive light transport sensing'. In: *ACM Trans. Graph.* 28.1 (2009).
- [63] B. Petit, J.-D. Lesage, C. Menier, J. Allard, J.-S. Franco, B. Raffin, E. Boyer and F. Faure. 'Multicamera Real-Time 3D Modeling for Telepresence and Remote Collaboration'. In: *Int. J. digital multimedia broadcasting 2010* (2010). Article ID 247108, 12 pages. DOI: [10.1155/2010/247108](https://doi.org/10.1155/2010/247108). URL: <http://hal.inria.fr/inria-00436467>.
- [64] R. Ramamoorthi and P. Hanrahan. 'On the relationship between radiance and irradiance: determining the illumination from images of a convex Lambertian object'. In: *J. Opt. Soc. Am. A* 18.10 (2001), pp. 2448–2459.
- [65] R. Ramamoorthi, D. Mahajan and P. Belhumeur. 'A first-order analysis of lighting, shading, and shadows'. In: *ACM Trans. Graph.* 26.1 (2007). DOI: <http://doi.acm.org/10.1145/1189762.1189764>. URL: <http://doi.acm.org/10.1145/1189762.1189764>.
- [66] R. Raskar and J. Tumblin. *Computational Photography: Mastering New Techniques for Lenses, Lighting, and Sensors*. A K Peters/CRC Press, 2012.
- [67] E. Reinhard, W. Heidrich, P. Debevec, S. Pattanaik, G. Ward and K. Myszkowski. *High Dynamic Range Imaging: Acquisition, Display and Image-Based Lighting*. 2nd edition. Morgan Kaufmann Publishers, 2010.
- [68] P. Ren, J. Wang, J. Snyder, X. Tong and B. Guo. 'Pocket reflectometry'. In: *ACM Trans. Graph.* 30.4 (2011).
- [69] P. Reuter, G. Riviere, N. Couture, S. Mahut and L. Espinasse. 'ArcheoTUI-Driving virtual reassemblies with tangible 3D interaction'. In: *J. Computing and Cultural Heritage* 3.2 (2010), pp. 1–13. DOI: [10.1145/1841317.1841319](https://doi.org/10.1145/1841317.1841319). URL: <http://hal.inria.fr/hal-00523688/en>.
- [70] H. E. Rushmeier and K. E. Torrance. 'The zonal method for calculating light intensities in the presence of a participating medium'. In: *ACM SIGGRAPH Comput. Graph.* 21.4 (1987), pp. 293–302. DOI: <http://doi.acm.org/10.1145/37402.37436>. URL: <http://doi.acm.org/10.1145/37402.37436>.
- [71] S. Rusinkiewicz. 'A New Change of Variables for Efficient BRDF Representation'. In: *Proc. EGWR '98*. 1998, pp. 11–22.

- [72] P. Schröder and W. Sweldens. ‘Spherical wavelets: efficiently representing functions on the sphere’. In: *Proc. ACM SIGGRAPH*. annual conference on Computer graphics and interactive techniques. 1995, pp. 161–172. URL: <http://doi.acm.org/10.1145/218380.218439>.
- [73] F. X. Sillion and C. Puech. *Radiosity and Global Illumination*. Morgan Kaufmann Publishers, 1994.
- [74] C. Soler, K. Subr, F. Durand, N. Holzschuch and F. X. Sillion. ‘Fourier Depth of Field’. In: *ACM Transactions on Graphics* 28.2 (2009). DOI: [10.1145/1516522.1516529](https://doi.org/10.1145/1516522.1516529). URL: <http://hal.inria.fr/inria-00345902>.
- [75] M. Stamminger, A. Scheel, X. Granier, F. Perez-Cazorla, G. Drettakis and F. X. Sillion. ‘Efficient Glossy Global Illumination with Interactive Viewing’. In: *Computer Graphics Forum* 19.1 (2000), pp. 13–25.
- [76] M. Stark, J. Arvo and B. Smits. ‘Barycentric Parameterizations for Isotropic BRDFs’. In: *IEEE Trans. Vis. and Comp. Graph.* 11.2 (2005), pp. 126–138. URL: <http://dx.doi.org/10.1109/TVCG.2005.26>.
- [77] W. Thompson, R. Fleming, S. Creem-Regehr and J. K. Stefanucci. *Visual Perception from a Computer Graphics Perspective*. A K Peters/CRC Press, 2011.
- [78] Y.-T. Tsai and Z.-C. Shih. ‘All-Frequency Precomputed Radiance Transfer Using Spherical Radial Basis Functions and Clustered Tensor Approximation’. In: *ACM Trans. Graph.* 25.3 (2006), pp. 967–976.
- [79] D. Vanderhaeghe, R. Vergne, P. Barla and W. Baxter. ‘Dynamic Stylized Shading Primitives’. In: *Proc. Int. Symposium on Non-Photorealistic Animation and Rendering (NPAR)*. ACM, 2011, pp. 99–104. URL: <http://hal.inria.fr/hal-00617157/en>.
- [80] P. Vangorp, J. Laurijssen and P. Dutré. ‘The influence of shape on the perception of material reflectance’. In: *ACM Trans. Graph.* 26.3 (2007). DOI: <http://doi.acm.org/10.1145/1276377.1276473>. URL: <http://doi.acm.org/10.1145/1276377.1276473>.
- [81] E. Veach and L. J. Guibas. ‘Metropolis light transport’. In: *Proc. SIGGRAPH ’97*. annual conference on Computer graphics and interactive techniques. ACM/Addison-Wesley Publishing Co., 1997, pp. 65–76. URL: <http://doi.acm.org/10.1145/258734.258775>.
- [82] R. Vergne, P. Barla, R. Fleming and X. Granier. ‘Surface Flows for Image-based Shading Design’. In: *ACM Transactions on Graphics* 31.3 (Aug. 2012). DOI: [10.1145/2185520.2185590](https://doi.org/10.1145/2185520.2185590). URL: <http://hal.inria.fr/hal-00702280>.
- [83] R. Vergne, R. Pacanowski, P. Barla, X. Granier and C. Schlick. ‘Improving Shape Depiction under Arbitrary Rendering’. In: *IEEE Trans. Visualization and Computer Graphics* 17.8 (2011), pp. 1071–1081. DOI: [10.1109/TVCG.2010.252](https://doi.org/10.1109/TVCG.2010.252). URL: <http://hal.inria.fr/inria-00585144/en>.
- [84] R. Vergne, R. Pacanowski, P. Barla, X. Granier and C. Schlick. ‘Light warping for enhanced surface depiction’. In: *ACM Trans. Graph.* 28.3 (2009). *front cover*, 25:1. DOI: <http://doi.acm.org/10.1145/1531326.1531331>. URL: <http://doi.acm.org/10.1145/1531326.1531331>.
- [85] R. Vergne, D. Vanderhaeghe, J. Chen, P. Barla, X. Granier and C. Schlick. ‘Implicit Brushes for Stylized Line-based Rendering’. In: *Comput. Graph. Forum* 30.2 (2011). **3rd best paper award**, pp. 513–522. DOI: [10.1111/j.1467-8659.2011.01892.x](https://doi.org/10.1111/j.1467-8659.2011.01892.x). URL: <http://hal.inria.fr/inria-00569958/en>.
- [86] F. Vincent, L. Barthe, G. Guennebaud and M. Paulin. ‘Soft Textured Shadow Volume’. In: *Comput. Graph. Forum* 28.4 (2009), pp. 1111–1120. URL: <http://hal.inria.fr/inria-00390534/en>.
- [87] J. Wang, Y. Dong, X. Tong, Z. Lin and B. Guo. ‘Kernel Nyström method for light transport’. In: *ACM Trans. Graph.* 28.3 (2009).
- [88] B. Yang, J. Feng, G. Guennebaud and X. Liu. ‘Packet-based Hierarchical Soft Shadow Mapping’. In: *Comput. Graph. Forum* 28.4 (2009), pp. 1121–1130. URL: <http://hal.inria.fr/inria-00390541/en>.